



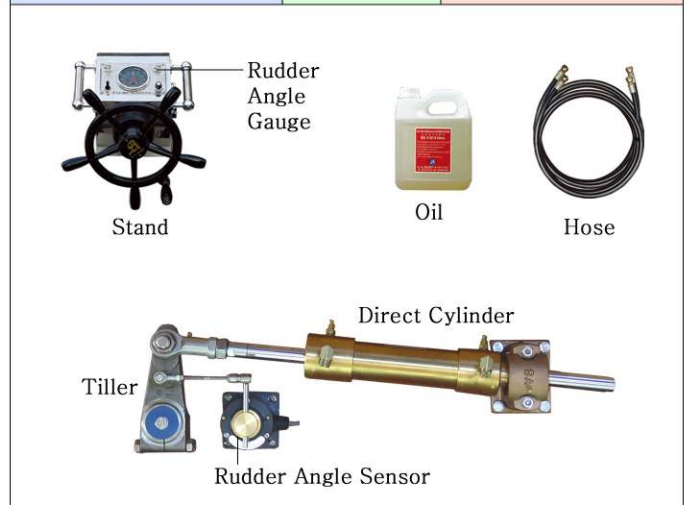
Manual Steering System Components

SSD-A50 & SSD-B50 / SD-A50 & SD-B50


| Model SSD-A50 | | Maximum Rudder Torque : 84 kg·m Turns lock to lock (90°) : 7.1 rev Vessel length : 12m |
|-------------------------|----------|--|
| Components | Model | Remark |
| Stand | MS-01-35 | Helm Pump : SSP-35 |
| Direct Cylinder | SSDC-01 | |
| Tiller | ST-01 | |
| Oil | SO-01 | |
| Hose (1/2") | 5m × 2 | |



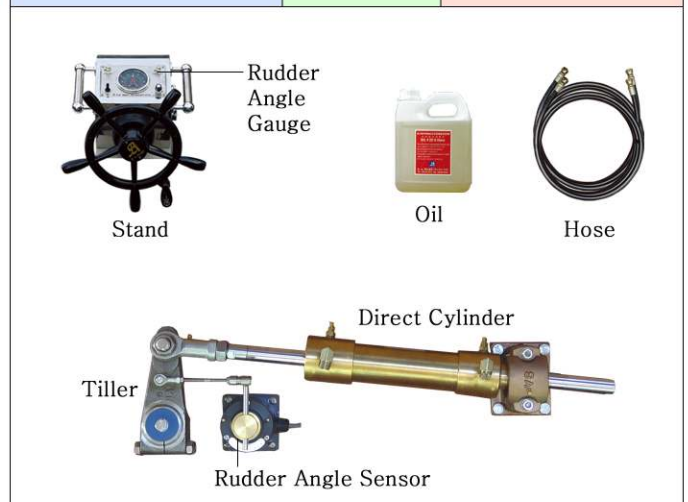
| Model SSD-B50 | | Maximum Rudder Torque : 84 kg·m Turns lock to lock (90°) : 7.1 rev Vessel length : 12m |
|-------------------------|----------|--|
| Components | Model | Remark |
| Stand | MS-02-35 | Helm Pump : SSP-35 |
| Rudder Angle Gauge | SG-01 | |
| Direct Cylinder | SSDC-01 | |
| Tiller | ST-01 | |
| Rudder Angle Sensor | SCC-01 | |
| Oil | SO-01 | |
| Hose (1/2") | 5m × 2 | |



| Model SD-A50 | | Maximum Rudder Torque : 124 kg·m Turns lock to lock (84°) : 7.4 rev Vessel length : 14m |
|------------------------|----------|---|
| Components | Model | Remark |
| Stand | MS-01-45 | Helm Pump : SSP-45 |
| Direct Cylinder | SDC-01 | |
| Tiller | ST-02 | |
| Oil | SO-01 | |
| Hose (1/2") | 5m × 2 | |



| Model SSD-B50 | | Maximum Rudder Torque : 84 kg·m Turns lock to lock (90°) : 7.1 rev Vessel length : 12m |
|-------------------------|----------|--|
| Components | Model | Remark |
| Stand | MS-02-35 | Helm Pump : SSP-35 |
| Rudder Angle Gauge | SG-01 | |
| Direct Cylinder | SSDC-01 | |
| Tiller | ST-01 | |
| Rudder Angle Sensor | SCC-01 | |
| Oil | SO-01 | |
| Hose (1/2") | 5m × 2 | |

















Manual Steering System Components

SD-A63 & SD-B63

| Model SD-A63 | | Maximum Rudder Torque : 182 kg·m Turns lock to lock (84°) : 10.8 rev Vessel length : 15m | |
|--|--|--|--|
| Components | Model | Remark | |
| Stand Direct Cylinder Tiller Oil Hose (1/2") | MS-01-45 SDC-02 ST-03 SO-01 5m × 2 | Helm Pump : SSP-45 | |

| Model SD-B63 | | Maximum Rudder Torque : 182 kg·m Turns lock to lock (84°) : 10.8 rev Vessel length : 15m | |
|---|---|--|--|
| Components | Model | Remark | |
| Stand Rudder Angle Gauge Direct Cylinder Tiller Rudder Angle Sensor Oil Hose (1/2") | MS-02-45 SG-01 SDC-02 ST-03 SCC-01 SO-01 5m × 2 | Helm Pump : SSP-45 | |

| | | |
|---|--|---|
|  Stand |  Oil |  Hose |
|  Direct Cylinder | | |
|  Tiller | | |

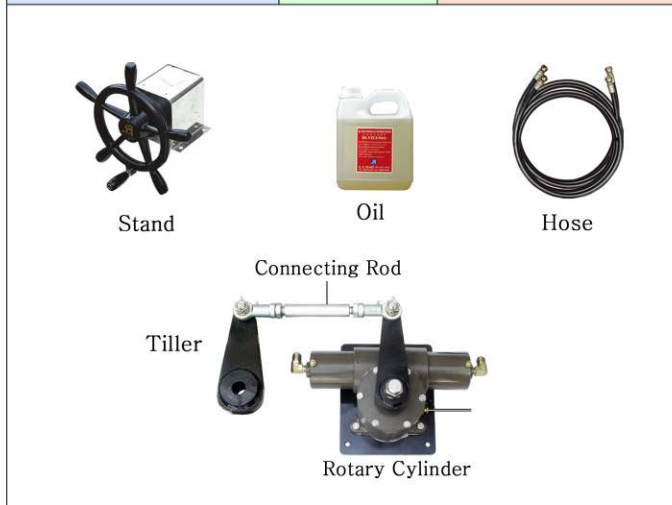
| | | | |
|--|--|--|---|
|  Stand |  Rudder Angle Gauge |  Oil |  Hose |
|  Direct Cylinder | | | |
|  Tiller |  Rudder Angle Sensor | | |



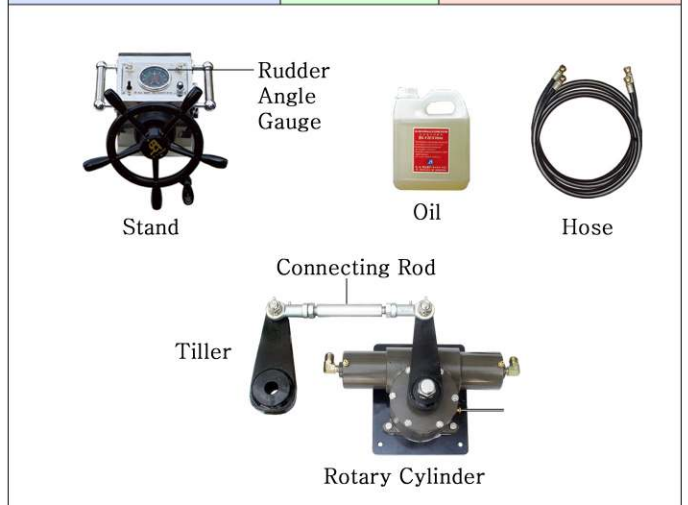
Manual Steering System Components

SR-A63 & SR-B63 / SR-A80 & SR-B80


| Model SR-A63 | | Maximum Rudder Torque : 134 kg·m Turns lock to lock (90°) : 6.7 rev Vessel length : 12m |
|------------------------|----------|---|
| Components | Model | Remark |
| Stand | MS-01-35 | Helm Pump : SSP-35 |
| Rotary Cylinder | SRC-00 | |
| Tiller | ST-04 | |
| Connecting Rod | CR-00 | |
| Oil | SO-01 | |
| Hose (1/2") | 5m × 2 | |



| Model SR-B63 | | Maximum Rudder Torque : 134 kg·m Turns lock to lock (90°) : 6.7 rev Vessel length : 12m |
|------------------------|----------|---|
| Components | Model | Remark |
| Stand | MS-02-35 | Helm Pump : SSP-35 |
| Rudder Angle Gauge | SG-01 | |
| Rotary Cylinder | SRC-00 | |
| Tiller | ST-04 | |
| Connecting Rod | CR-00 | |
| Oil | SO-01 | |
| Hose (1/2") | 5m × 2 | |



| Model SR-A80 | | Maximum Rudder Torque : 271 kg·m Turns lock to lock (83°) : 9.5 rev Vessel length : 14m |
|------------------------|-----------|---|
| Components | Model | Remark |
| Stand | MS-01-45 | Helm Pump : SSP-45 |
| Rotary Cylinder | SRC-01 | |
| Tiller | ST-05 | |
| Connecting Rod | CR-01 | |
| Oil | SO-01 × 2 | |
| Hose (1/2") | 5m × 2 | |



| Model SR-B80 | | Maximum Rudder Torque : 271 kg·m Turns lock to lock (83°) : 9.5 rev Vessel length : 14m |
|------------------------|-----------|---|
| Components | Model | Remark |
| Stand | MS-02-45 | Helm Pump : SSP-45 |
| Rudder Angle Gauge | SG-01 | |
| Rotary Cylinder | SRC-01 | |
| Tiller | ST-05 | |
| Connecting Rod | CR-01 | |
| Oil | SO-01 × 2 | |
| Hose (1/2") | 5m × 2 | |

