


DIN FLANGES

- 6-BAR(DIN 2573, 2527, 2631)
- 10-BAR(DIN 2576, 2527, 2632)
- 16-BAR(DIN 2543, 2527, 2633)
- 25-BAR(DIN 2544, 2527, 2634)
- 40-BAR(DIN 2545, 2527, 2635)

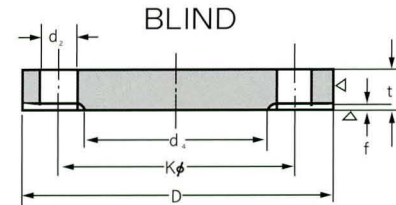
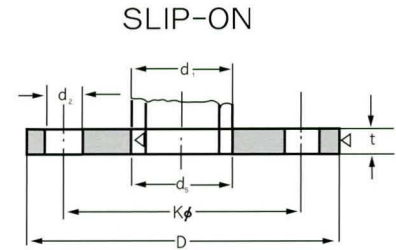
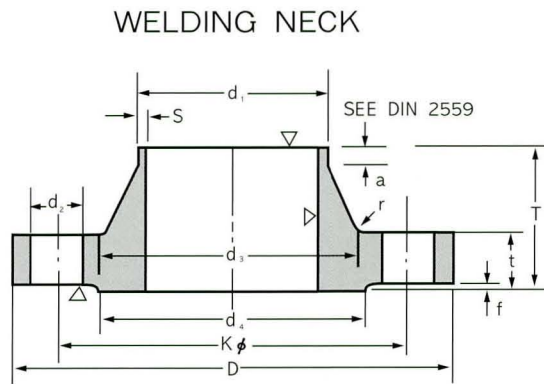


6BAR

DIN 2573 SLIP-ON FLANGES

DIN 2527 BLIND FLANGES

DIN 2631 WELDING NECK FLANGES



Unit: mm

Bore		Common Dimension					Hub				Raised Face		Drilling			Approx. Weight (kg)			
Nominal Bore	d ₁	D	t			k	T	d ₃	s	r	a ≈	d ₄	f	Number of Bolt	Dia. of Bolt		d ₂	DIN 2573	DIN 2631
			Welding Neck	Slip-on	Blind														
10	14 17.2*	75	12	12	12	50	28	22 26	1.8	4	6	35	2	4	M10	-	11.5	0.036	0.335
15	20 21.3*	80	12	12	12	55	30	28 30	2.0	4	6	40	2	4	M10	-	11.5	0.410	0.392
20	25 26.9*	90	14	14	14	65	32	35 38	2.3	4	6	50	2	4	M10	-	11.5	0.600	0.592
25	30 33.7*	100	14	14	14	75	35	40 42	2.6	4	6	60	2	4	M10	-	11.5	0.740	0.747
32	38 42.4*	120	14	16	14	90	35	50 55	2.6	6	6	70	2	4	M12 (1/2")	14	1.19	1.05	
40	44.5 48.3*	130	14	16	14	100	38	58 62	2.6	6	7	80	3	4	M12 (1/2")	14	1.39	1.18	
50	57 60.3*	140	14	16	14	110	38	70 74	2.9	6	8	90	3	4	M12 (1/2")	14	1.35	1.34	
65	76.1*	160	14	16	14	130	38	88	2.9	6	9	110	3	4	M12 (1/2")	14	1.89	1.67	
80	88.9*	190	16	18	16	150	42	102	3.2	8	10	128	3	4	M16 (5/8")	18	2.98	2.71	
100	108 114.3*	210	16	18	16	170	45	122 130	3.6	8	10	148	3	4	M16 (5/8")	18	3.46	3.24	
125	133 139.7*	240	18	20	18	200	48	148 155	4.0	8	10	178	3	8	M16 (5/8")	18	4.60	4.49	
150	159 168.3*	265	18	20	18	225	48	172 184	4.5	10	12	202	3	8	M16 (5/8")	18	5.22	5.15	
200	216 219.1*	320	20	22	20	280	55	230 236	5.9	10	15	258	3	8	M16 (5/8")	18	7.15	7.78	
250	267 273*	375	22	24	22	335	60	282 290	6.2	12	15	312	3	12	M16 (5/8")	18	9.61	10.8	
300	318 323.9*	440	22	24	22	395	62	335 342	7.1	12	15	365	4	12	M20 (3/4")	23	12.6	14.0	
350	355.6* 368	490	22	26	22	445	62	385	7.1	12	15	415	4	12	M20 (3/4")	23	15.6	16.1	
400	406.4* 419	540	22	28	22	495	65	438	7.1	12	15	455	4	16	M20 (3/4")	23	18.4	18.3	
500	508* 521	645	24	30	24	600	68	538	7.1	12	15	570	4	20	M20 (3/4")	23	24.5	24.6	
600	609.6* 622	755	24			705	70	640	7.1	12	16	670	5	20	M24 (7/8")	27			
700	711.2* 720	860	24			810	70	740	7.1	12	16	775	5	24	M24 (7/8")	27			
800	812.8* 820	975	24			920	70	842	7.1	12	16	880	5	24	M27 (1")	30			
900	914.4* 920	1075	26			1020	70	942	7.1	12	16	980	5	24	M27 (1")	30			
1000	1016* 1020	1175	26			1120	70	1045	7.1	16	16	1080	5	28	M27 (1")	30			

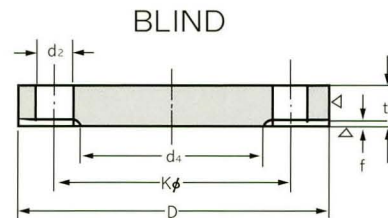
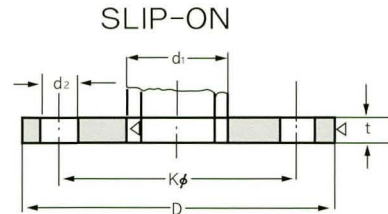
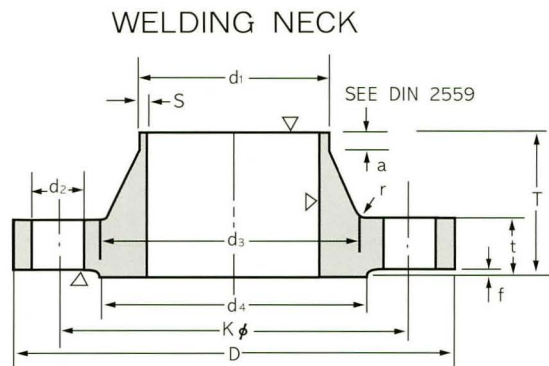
NOTE *Out side diameter of pipe complies with ISO recommendation R64

10BAR

DIN 2576 SLIP-ON FLANGES

DIN 2527 BLIND FLANGES

DIN 2632 WELDING NECK FLANGES



Unit:mm

Bore		Common Dimention					Hub				Raised Face		Drilling			Approx. Weight (kg)			
Nominal Bore	d ₁	D	t			k	T	d ₃	s	r	a ≈	d ₄	f	Number of Bolt	Dia. of Bolt		d ₂	DIN 2576	DIN 2632
			Welding Neck	Slip-on	Blind														
10	14 17.2 [*]	90	14	14	14	60	35	25 28	1.8	4	6	40	2	4	M12	(1/2")	14	0.163	0.580
15	20 21.3 [*]	95	14	14	14	65	35	30 32	2.0	4	6	45	2	4	M12	(1/2")	14	0.675	0.648
20	25 26.9 [*]	105	16	16	16	75	38	38 40	2.3	4	6	58	2	4	M12	(1/2")	14	0.947	0.952
25	30 33.7 [*]	115	16	16	16	85	38	42 45	2.6	4	6	68	2	4	M12	(1/2")	14	1.14	1.14
32	38 42.4 [*]	140	16	16	16	100	40	52 56	2.6	6	6	78	2	4	M16	(5/8")	18	1.66	1.69
40	44.5 48.3 [*]	150	16	16	16	110	42	60 64	2.6	6	7	88	3	4	M16	(5/8")	18	1.89	1.86
50	57 60.3 [*]	165	18	18	18	125	45	72 75	2.9	6	8	102	3	4	M16	(5/8")	18	2.51	2.53
65	76.1 [*]	185	18	18	18	145	45	90	2.9	6	10	122	3	4	M16	(5/8")	18	3.00	3.06
80	88.9 [*]	200	20	20	20	160	50	105	3.2	8	10	138	3	4	M16	(5/8")	18	3.79	3.70
100	108 114.3 [*]	220	20	20	20	180	52	125 131	3.6	8	12	158	3	8	M16	(3/8")	18	4.20	4.62
125	133 139.7 [*]	250	22	22	22	210	55	150 156	4.0	8	12	188	3	8	M16	(3/8")	18	5.71	6.30
150	159 168.3 [*]	285	22	22	22	240	55	175 184	4.5	10	12	212	3	8	M20	(3/4")	23	6.72	7.75
200	216 219.1 [*]	340	24	24	24	295	62	232 235	5.9	10	16	268	3	8	M20	(3/4")	23	9.50	11.3
250	267 273 [*]	395	26	26	26	350	68	285 292	6.3	12	16	320	3	12	M20	(3/4")	23	12.5	14.7
300	318 323.9 [*]	445	26	26	28	400	68	335 344	7.1	12	16	370	4	12	M20	(3/4")	23	14.4	17.6
350	355.6 [*] 368	505	26	28	30	460	68	385	7.1	12	16	430	4	16	M20	(3/4")	23	20.6	21.4
400	406.4 [*] 419	565	26	32	32	515	72	440	7.1	12	16	482	4	16	M24	(7/8")	27	27.9	26.1
500	508 [*] 521	670	28	38	34	620	75	542	7.1	12	16	585	4	20	M24	(7/8")	27	41.1	34.7
600	609.6 [*] 622	780	28			725	80	642	7.1	12	18	685	5	20	M27	(1")	30		
700	711.2 [*] 720	895	30			840	80	745	8.0	12	18	800	5	24	M27	(1")	30		
800	812.8 [*] 820	1015	32			950	90	850	8.0	12	18	905	5	24	M30	(1 1/8")	33		
900	914.4 [*] 920	1115	34			1050	95	950	10.0	12	20	1005	5	28	M30	(1 1/8")	33		
1000	1016 [*] 1020	1230	34			1160	95	1052	10.0	16	20	1110	5	28	M33	(1 1/4")	36		

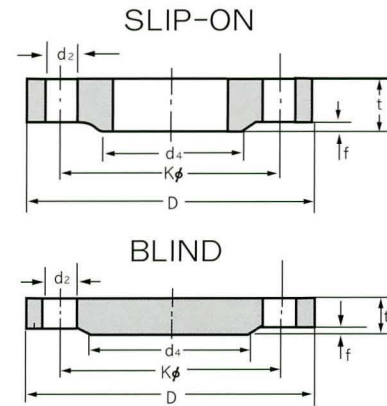
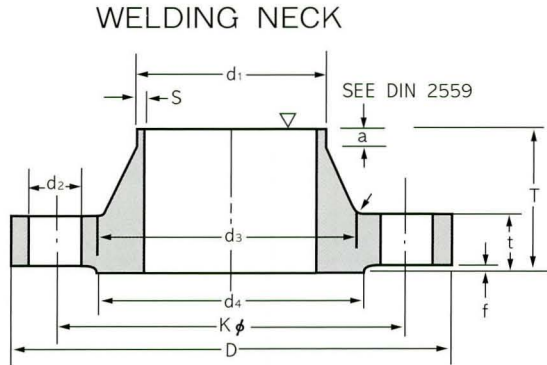
NOTE *Out side diameter of pipe complies with ISO recommendation R64

16BAR

DIN 2543 SLIP-ON FLANGES

DIN 2527 BLIND FLANGES

DIN 2633 WELDING NECK FLANGES



Unit: mm

Bore		Common Dimension						Hub				Raised Face		Drilling			Approx. Weight (kg)	
Nominal Bore	d ₁	D	t			k	T	d ₃	s	r	a ≈	d ₄	f	Number of Bolt	Dia. of Bolt	d ₂	DIN 2543	DIN 2633
			Welding Neck	Slip-on	Blind													
10	14 17.2*	90	14		14	60	35	25 28	1.8	4	6	40	2	4	M12 (½")	14	0.63	0.580
15	20 21.3*	95	14	14	14	65	35	30 32	2.0	4	6	45	2	4	M12 (½")	14	0.72	0.648
20	25 26.9*	105	16	16	16	75	38	38 40	2.3	4	6	58	2	4	M12 (½")	14	1.01	0.952
25	30 33.7*	115	16	16	16	85	38	42 45	2.6	4	6	68	2	4	M12 (½")	14	1.23	1.14
32	38 42.4*	140	16	16	16	100	40	52 56	2.6	6	6	78	2	4	M16 (⅝")	18	1.80	1.69
40	44.5 48.3*	150	16	16	16	110	42	60 64	2.6	6	7	88	3	4	M16 (⅝")	18	2.09	1.86
50	57 60.3*	165	18	18	18	125	45	72 75	2.9	6	8	102	3	4	M16 (⅝")	18	2.88	2.53
65	76.1*	185	18	18	18	145	45	90	2.9	6	10	122	3	4	M16 (⅝")	18	3.66	3.06
80	88.9*	200	20	20	20	160	50	105	3.2	8	10	138	3	8	M16 (⅝")	18	4.77	3.70
100	108 114.3*	220	20	20	20	180	52	125 131	3.6	8	12	158	3	8	M16 (⅝")	18	5.65	4.62
125	133 139.7*	250	22	22	22	210	55	150 156	4.0	8	12	188	3	8	M16 (⅝")	18	8.42	6.30
150	159 168.3*	285	22	22	22	240	55	175 184	4.5	10	12	212	3	8	M20 (¾")	23	10.4	7.75
200	216 219.1*	340	24	24	24	295	62	232 235	5.9	10	16	268	3	12	M20 (¾")	23	16.1	11.0
250	267 273	405	26	26	26	355	70	285 292	6.3	12	16	320	3	12	M24 (⅞")	27	24.9	15.6
300	318 323.9*	460	28	28	28	410	78	338 344	7.1	12	16	378	4	12	M24 (⅞")	27	35.1	22.0
350	355.6* 368	520	30	30	30	470	82	390	8.0	12	16	438	4	16	M24 (⅞")	27	47.8	28.7
400	406.4* 419	580	32	32	32	525	85	445	8.0	12	16	490	4	16	M27 (1")	30	63.5	36.3
500	508* 521	715	34	36	34	650	90	548	8.0	12	16	610	4	20	M30 (1 ⅛")	33	102.0	59.3
600	609.6* 622	840	36	40		770	95	652	8.8	12	18	725	5	20	M33 (1 ¼")	36		
700	711.2* 720	910	36			840	100	755	8.8	12	18	795	5	24	M33 (1 ¼")	36		
800	812.8* 820	1025	38			950	105	855	10.0	12	20	900	5	24	M36 (1 ⅜")	39		
900	914.4* 920	1125	40			1050	110	955	10.0	12	20	1000	5	28	M36 (1 ⅜")	39		
1000	1016* 1020	1255	42			1170	120	1058	10.0	16	20	1115	5	28	M39 (1 ½")	42		

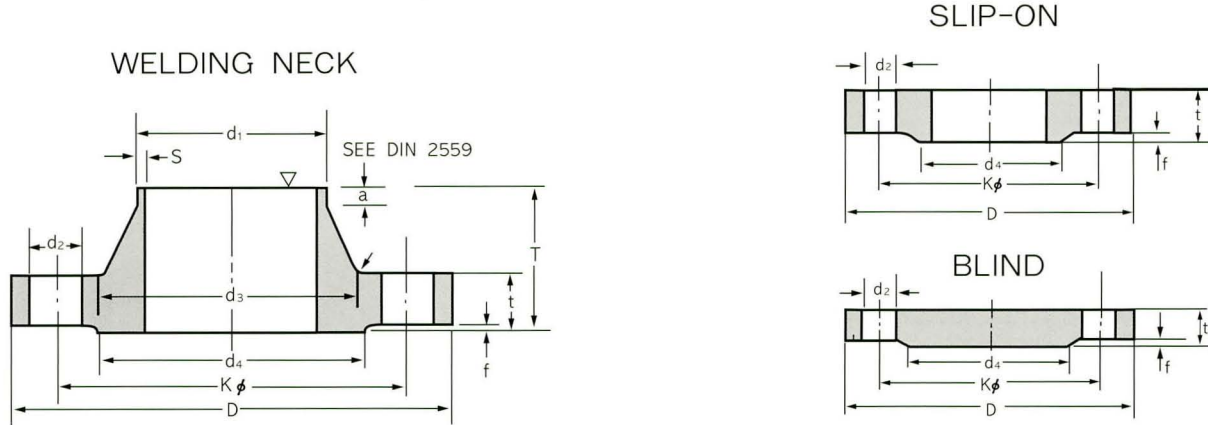
NOTE *Out side diameter of pipe complies with ISO recommendation R64

25BAR

DIN 2544 SLIP-ON FLANGES

DIN 2527 BLIND FLANGES

DIN 2634 WELDING NECK FLANGES



Unit: mm

Bore		Common Dimention						Hub				Raised Face	Drilling			Approx. Weight (kg)		
Nominal Bore	d ₁	D	t			k	T	d ₃	s	r	a ≈	d ₄	f	Number of Bolt	Dia. of Bolt	d ₂	DIN 2544	DIN 2634
			Welding Neck	Slip-on	Blind													
10	14 17.2*)	90	16		16	60	35	25 28	1.8	4	6	40	2	4	M12 (1/2")	14	0.72	0.661
15	20 21.3*)	95	16	16	16	65	38	30 32	2.0	4	6	45	2	4	M12 (1/2")	14	0.81	0.746
20	25 26.9*)	105	18	18	18	75	40	38 40	2.3	4	6	58	2	4	M12 (1/2")	14	1.24	1.06
25	30 33.7*)	115	18	18	18	85	40	42 46	2.6	4	6	68	2	4	M12 (1/2")	14	1.38	1.29
32	38 42.4*)	140	18	18	18	100	45	52 56	2.6	6	6	78	2	4	M16 (5/8")	18	2.03	1.88
40	44.5 48.3*)	150	18	18	18	110	45	60 64	2.6	6	7	88	3	4	M16 (5/8")	18	2.35	2.34
50	57 60.3*)	165	20	20	20	125	48	72 75	2.9	6	8	102	3	4	M16 (5/8")	18	3.20	2.82
65	76.1*)	185	22	22	22	145	52	90	2.9	6	10	122	3	8	M16 (5/8")	18	4.29	3.74
80	88.9*)	200	24	24	24	160	58	105	3.2	8	12	138	3	8	M16 (5/8")	18	5.88	4.75
100	108 114.3*)	235	24	24	24	190	65	128 134	3.6	8	12	162	3	8	M20 (3/4")	23	7.54	6.52
125	133 139.7*)	270	26	26	26	220	68	155 162	4.0	8	12	188	3	8	M24 (7/8")	27	10.8	9.07
150	159 168.3*)	300	28	28	28	250	75	182 192	4.5	10	12	218	3	8	M24 (7/8")	27	14.5	11.8
200	216 219.1*)	360	30	30	30	310	80	240 244	6.3	10	16	278	3	12	M24 (7/8")	27	22.3	17.0
250	267 273*)	425	32	32	32	370	88	292 298	7.1	12	18	335	3	12	M27 (1")	30	33.5	24.4
300	318 323.9*)	485	34	34	34	430	92	345 352	8.0	12	18	395	4	16	M27 (1")	30	46.3	31.2
350	355.6*) 368	555	38	38	38	490	100	398	8.0	12	20	450	4	16	M30 (1 1/8")	33	68.0	45.0
400	406.4*) 419	620	40	40	40	550	110	452	8.8	12	20	505	4	16	M33 (1 1/4")	36	89.7	58.7
500	508*) 521	730	44	44	44	660	125	558	10.0	12	20	615	4	20	M33 (1 1/4")	36	138.0	86.1
600	609.6*) 622	845	46			770	125	660	11.0	12	20	720	5	20	M36 (1 3/8")	39		101.0
700	721.2*) 720	960	46			875	125	760	12.5	12	20	820	5	24	M39 (1 1/2")	42		134.0
800	812.8*) 820	1085	50			990	135	865	14.2	12	22	930	5	24	M45 (1 3/4")	48		183.0
900	914.4*) 930	1185	54			1090	145	968	16.0	12	24	1030	5	28	M45 (1 3/4")	48		232.0
1000	1016*) 1020	1320	58			1210	155	1070	17.5	16	24	1140	5	28	M52 (2")	56		302.0

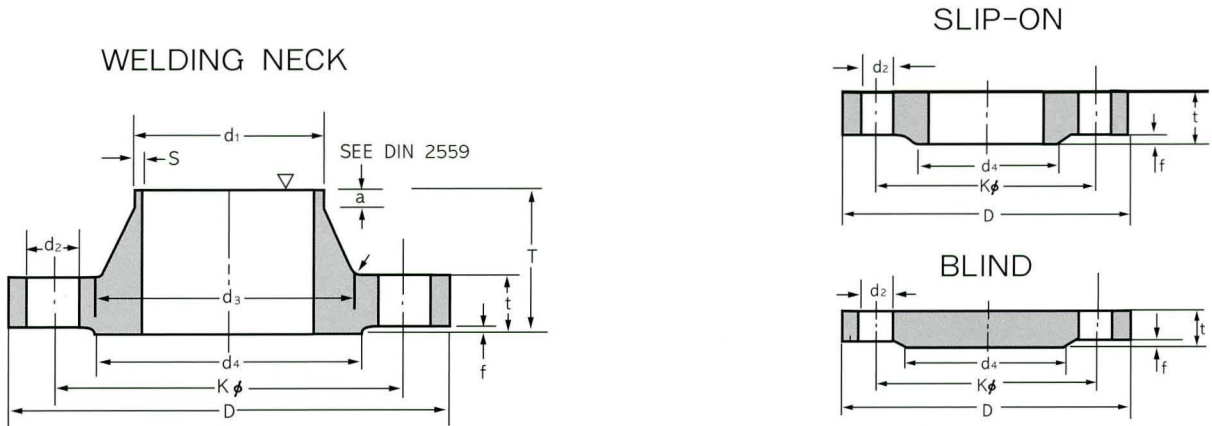
NOTE *Out side diameter of pipe complies with ISO recommendation R64

40BAR

DIN 2545 SLIP-ON FLANGES

DIN 2527 BLIND FLANGES

DIN 2635 WELDING NECK FLANGES



Unit:mm

Bore		Common Dimension					Hub				Raised Face		Drilling			Approx. Weight (kg)		
Nominal Bore	d1	D	t			k	T	d3	s	r	a ≈	d4	f	Number of Bolt	Dia. of Bolt	d2	DIN 2545	DIN 2635
			Welding Neck	Slip-on (No-Hub)	Blind													
10	14 17.2*	90	16		16	60	35	25 28	1.8	4	6	40	2	4	M12 (1/2")	14	0.72	0.661
15	20 21.3*	95	16	16	16	65	38	30 32	2.0	4	6	45	2	4	M12 (1/2")	14	0.81	0.746
20	25 26.9*	105	18	18	18	75	40	38 40	2.3	4	6	58	2	4	M12 (1/2")	14	1.24	1.06
25	30 33.7*	115	18	18	18	85	40	42 46	2.6	4	6	68	2	4	M12 (1/2")	14	1.38	1.29
32	38 42.4*	140	18	18	18	100	42	52 56	2.6	6	6	78	2	4	M16 (5/8")	18	2.03	1.88
40	44.5 48.3*	150	18	18	18	110	45	60 64	2.6	6	7	88	3	4	M16 (5/8")	18	2.35	2.33
50	57 60.3*	165	20	20	20	125	48	72 75	2.9	6	8	102	3	4	M16 (5/8")	18	3.20	2.82
65	76.1*	185	22	22	22	145	52	90	2.9	6	10	122	3	8	M16 (5/8")	18	4.29	3.74
80	88.9*	200	24	24	24	160	58	105	3.2	8	12	138	3	8	M16 (5/8")	18	5.88	4.75
100	108 114.3*	235	24	24	24	190	65	128 134	3.6	8	12	162	3	8	M20 (3/4")	23	7.54	6.52
125	133 139.7*	270	26	26	26	220	68	155 162	4.0	8	12	188	3	8	M24 (7/8")	27	10.8	9.07
150	159 168.3*	300	28	28	28	250	75	182 192	4.5	10	12	218	3	8	M24 (7/8")	27	14.5	11.80
(175)	191 193.7*	350	32	32	32	295	82	215 218	5.6	10	15	260	3	12	M27 (1")	30	22.1	18.2
200	216 219.1*	375	34	34	34	320	88	240 244	6.3	10	16	285	3	12	M27 (1")	30	27.2	21.5
250	267 273*	450	38	38	38	385	105	298 306	7.1	12	18	345	3	12	M30 (1 1/8")	33	43.8	34.9
300	318 323.9*	515	42	42	42	450	115	352 362	8.0	12	18	410	4	16	M30 (1 1/8")	33	63.3	49.7
350	355.6* 368	580	46	46	46	510	125	408	8.8	12	20	465	4	16	M33 (1 1/4")	36	89.5	68.1
400	406.4* 419	660	50	50	50	585	135	462	11.0	12	20	535	4	16	M36 (1 3/8")	39	127.0	96.5
500	508* 521	755	52	52	52	670	140	562	14.2	12	20	615	4	20	M39 (1 1/2")	42	172.0	117.0

NOTE *Out side diameter of pipe complies with ISO recommendation R64