

# Gas Receiver Combination Flammable Gas Detector

## GTD-6000Ex

### Feature

- ▷ Simple structure, refined design and low cost of ownership
- ▷ Self diagnosis function with built-in Microprocessor
- ▷ Detection gas from low to high concentration owing to various detection principle
- ▷ Easy installation with a wall mount type
- ▷ Check it from a distance by large display and flashing light
- ▷ 4-digit gas concentration display
- ▷ 3-stage alarm level, 1-trouble LED display and relay contact output
- ▷ Easy configuration of monitoring by RS-485 Modbus isolated serial data communication (Option)
- ▷ Programmable alarm setting (Level, Time delay)
- ▷ Peak hold
- ▷ Self diagnosis

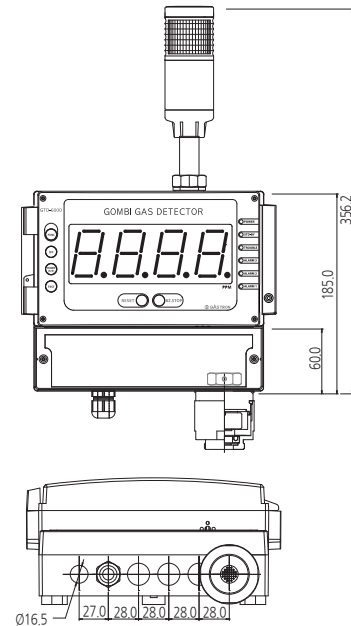



Gas sensor +  
Receiver  
Combination


CE

## General

## Dimension (Unit:mm)



## Accessories



RS-485 module

## Specification

※Specifications are subject to be changed without prior notice.

GAS RECEIVER COMBINATION TYPE GTD-6000EX			
Model	GTD-6000Ex		
Measuring gas	Flammable gases (LNG, LPG, H <sub>2</sub> , Methane, Buthane & etc)		
Measuring type	Diffusion type		
Measuring method	Catalytic cell	Hot wire semiconductor cell	Thermal conductivity cell
Measuring range	0~100% LEL	0~2000ppm	0~100% Vol
Response time	< 15 sec / 90% scale		
Accuracy	±3% / Full Range		
Measuring display	1.8" 4-Digit FND		
Operation mode display	6-LED(Power, 3-stage alarm, Trouble, Stand-by for maintenance)		
Alarm signal output	SPDT, Load: AC 250V / 1A (Alarm1, Alarm2, Alarm3, Trouble)		
Alarm display	Visual : 3-stage Alarm, Trouble LED, Warning LED Audible : Buzzer(85dB)		
Output signal	Analog : Measuring signal : 4-20mA DC Maintenance signal : 3mA DC Calibration signal : 3mA DC Fault signal : 0mA DC Digital : RS-485 Modbus (Option)		
Cable	Power + Signal cable : 1.5sq (AWG16) / 2500m max		
Distance	4 - 20mA DC Signal : 2000m / RS-485 Modbus Signal : 1000m		
Mounting type	Wall mount		
Operating temperature	-20℃ ~ +60℃		
Operating humidity	5 to 99% RH (Non-condensing)		
Operating power	Standard : AC90V~250V / 12W max Option : 24V DC / 280mA max		
Material	Detector(ABS), Sensor(PVC), Alarm unit(Poly carbonate)		
Dimensions	235.6(W) × 355.5(H) × 109.3(D) mm		
Weight	1.75kg		
Approval	CE (EN50270 : 2006)		